



High Grade Gold & Antimony in New Zealand

**AGM
Presentation**

14 May 2025

Disclaimer and Forward-looking Statements

These presentation materials and the accompanying verbal presentation (together, the Presentation Materials) have been prepared by Siren Gold Limited ACN 619 211 826 (Company).

These Presentation Materials are for information purposes only. The Presentation Materials do not comprise a prospectus, product disclosure statement or other offering document under Australian law (and will not be lodged with the Australian Securities and Investments Commission) or any other law. The Presentation Materials also do not constitute or form part of any invitation, offer for sale or subscription or any solicitation for any offer to buy or subscribe for any securities nor shall they or any part of them form the basis of or be relied upon in connection therewith or act as any inducement to enter any contract or commitment with respect to securities. These Presentation Materials do not constitute an offer to sell or a solicitation to buy, securities in the United States of America.

The Presentation Materials are not investment or financial product advice (nor tax, accounting, or legal advice) and are not intended to be used for the basis of making an investment decision. Recipients should obtain their own advice before making any investment decision.

Certain statements contained in the Presentation Materials, including information as to the future financial or operating performance of the Company and its projects, are forward looking statements. Such forward looking statements: a) are necessarily based upon several estimates and assumptions that, while considered reasonable by the Company, are inherently subject to significant technical, business, economic, competitive, political; and social uncertainties and contingencies; b) involve known and unknown risks and uncertainties that could cause actual events or results to differ materially from estimated or anticipated events or results reflected in such forward-looking statements; and c) may include, among other things, statements regarding estimates and assumptions in respect of prices, costs, results and capital expenditure, and are or may be based on assumptions and estimates related to future technical, economic, market, political, social and other conditions. The Company disclaims any intent or obligation to publicly update any forward-looking statements, whether as a result of new information, future events or results or otherwise. The words "believe", "expect", "anticipate", "indicate", "contemplate", "target", "plan", "intends", "continue", "budget", "estimate", "may", "will", "schedule" and similar expressions identify forward looking statements. All forward looking statements contained in the Presentation Materials are qualified by the foregoing cautionary statements. Recipients are cautioned that forward looking statements are not guarantees of future performance and accordingly recipients are cautioned not to put undue reliance on forward looking statements due to the inherent uncertainty therein. Further, the Company notes that the performance of the Company may be influenced by a number of factors, uncertainties and contingencies, many of which are outside the control of the Company and its directors, staff and consultants.

The Company has prepared the Presentation Materials based on information available to it at the time of preparation. No representation or warranty, express or implied, is made as to the fairness, accuracy or completeness of the information, opinions and conclusions contained in the Presentation Materials. To the maximum extent permitted by law, the Company, its related bodies corporate (as that term is defined in the Corporations Act 2001 (Commonwealth of Australia)) and the officers, directors, employees, advisers and agents of those entities do not accept any responsibility or liability including, without limitation, any liability arising from fault or negligence on the part of any person, for any loss arising from the use of the Presentation Materials or its contents or otherwise arising in connection with it.

COMPETENT PERSONS STATEMENT – Siren

The information contained in this report relating to exploration results, exploration targets and mineral resources has been previously reported by the Company; Siren Commits to a Second Deep Drillhole at Sams Creek – 30 April 2025; Siren Gold Intersects the Sams Creek Dyke with New Drillhole – 17 April 2025; Sams Creek Mining Permit Application Lodged with NZPAM – 3 April 2025; Siren Gold Recommences drilling at Sams Creek – 14 February 2025, \$22M Reefion sale completed & RUA a substantial shareholder – 26 November 2024, Sams Creek Porphyry Gold Copper and REE Potential – 2 October 2024; Sams Creek and Reefion Exploration Update – 25 July 2024; Drilling Commences at Sams Creek Anvil Target – 23 April 2024; Significant New Drill Target at Sams Creek 22 Jan 24; Ionic Leach trial successfully detects mineralisation 500m below surface at Sams Creek – 22 June 2023; Sams Creek Mineral Resource Estimate exceeds 800,000oz at higher grade – 17 November 22; Siren Expands Exploration Strategy – 20 July 22; Siren Gold Acquires Sams Creek Gold Project – 3 Jun 22 (Announcements). The Company confirms that it is not aware of any new information or data that would materially affect the information included in the Announcements and, in the case of estimates of mineral resources, released on 20 July 2022 and 5 October 2022, that all material assumptions and technical parameters underpinning the estimates continue to apply and have not materially changed.

Siren Gold: New Zealand Explorer

Strengthened balance sheet

- Over **\$13M in cash and shares in RUA** with no debt

Sams Creek Gold Project (81.9% Siren)

- Joint Venture with **New Zealand's largest gold miner**, OceanaGold (TSX:OGC) holding **(18.1%)**¹
- The porphyry dyke system is mapped over **7km along strike, up to 60 m thick and is open at depth offering outstanding exploration potential**
- JORC MRE of **824koz @ 2.82 g/t Au**
- A **mining permit application** has been submitted with NZPAM, based on a recent Scoping Study.

Langdons Antimony & Gold Project (100% Siren)

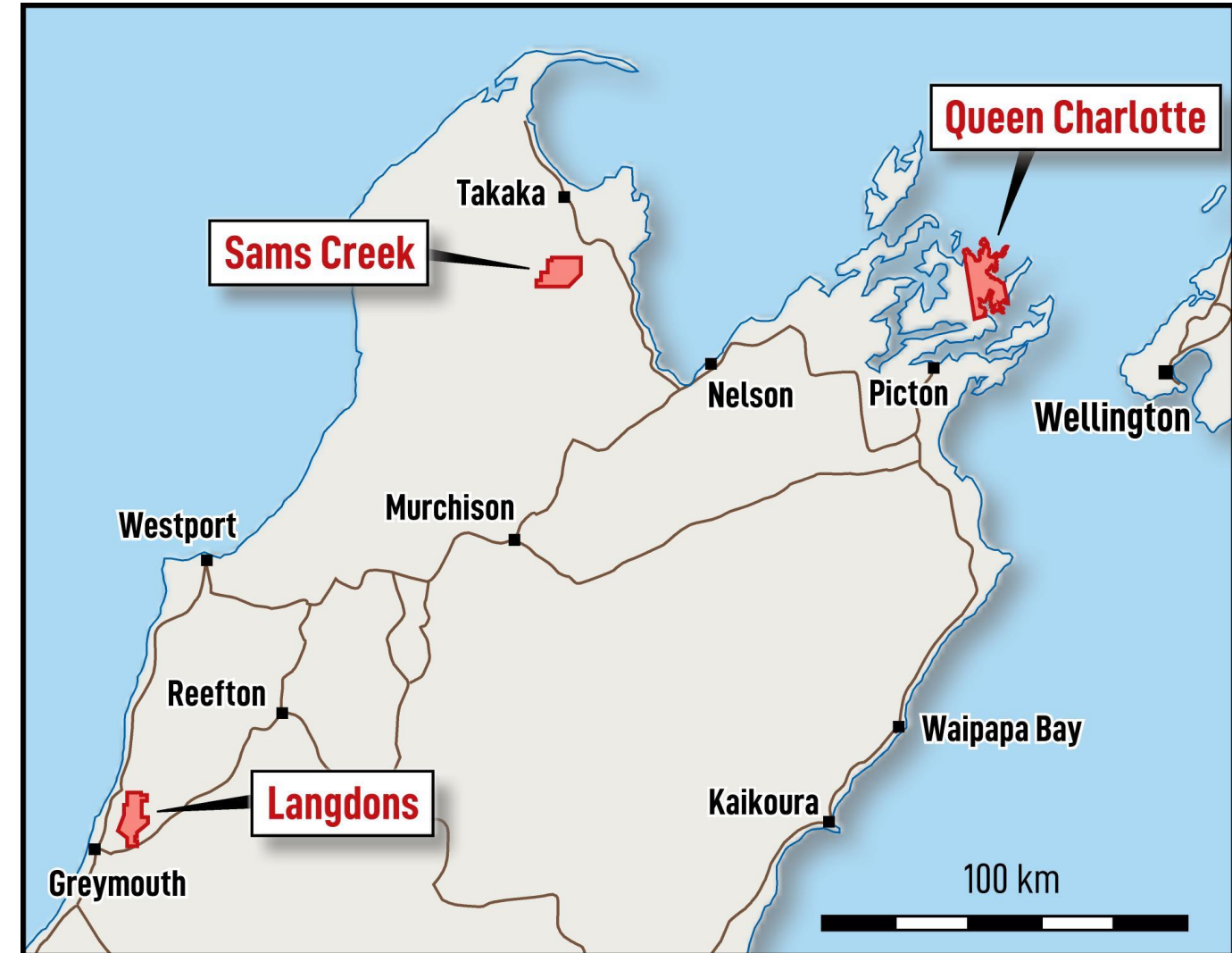
Queen Charlotte Antimony & Gold Project (100% Siren)

Reefton Goldfield (Through ~22% share ownership in RUA)

- **+1,196km² tenement package** covering most of the high-grade Reefton Goldfield that produced **+2Moz at 15.8g/t Au**
- Numerous high-grade gold and antimony targets

Hauraki Goldfield (Through ~22% share ownership in RUA)

- Within 2.8kms of OceanaGold's newly discovered WKP project with a **MRE of 1.4Moz at 13.9g/t Au**²
- 3.8km untested zone of silicification, veining and alteration³



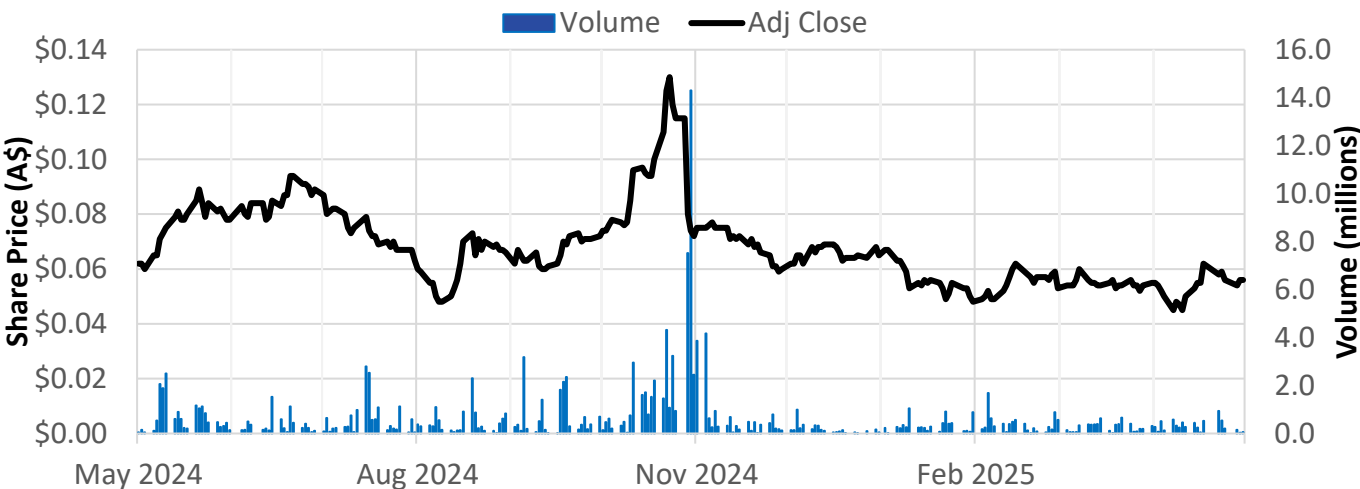
¹ JV with Oceana Gold on tenement EP40338 with remaining tenements 100% owned by Siren.

² Source: OceanaGold R & R Annual Statement, February 21, 2024.

³ Refer to RUA Gold Announcement (<https://ruagold.com/rua-gold-targets-significant-epithermal-gold-system-in-the-hauraki-goldfield-new-zealand/>).

Corporate Overview

Share Price Performance (ASX:SNG)



Experienced Board



Brian Rodan
Chair & Interim
Managing Director



Paul Angus
Executive Technical
Director



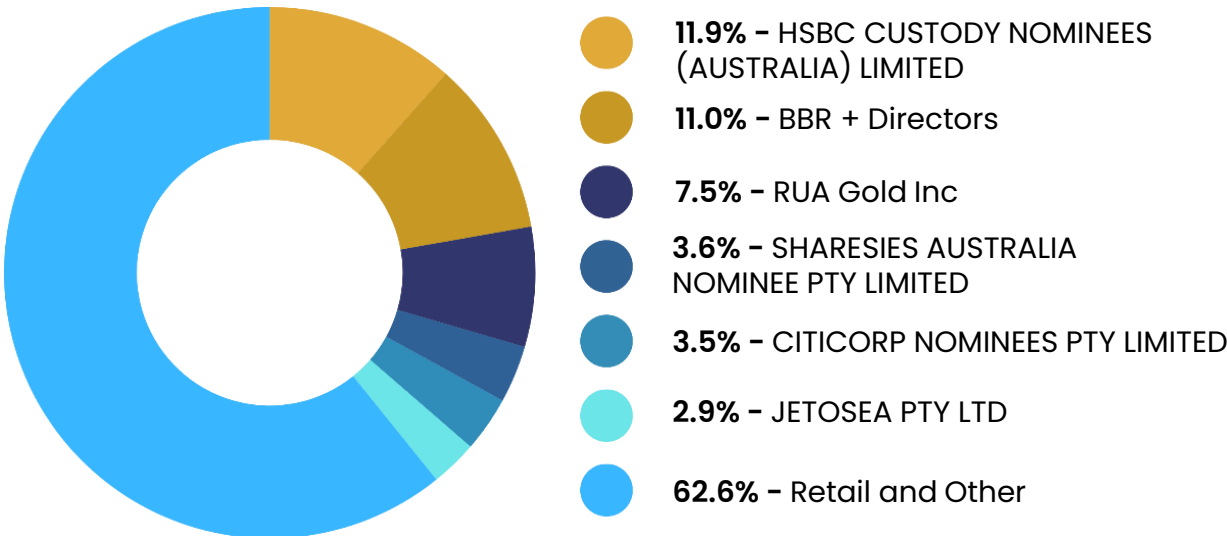
Keith Murray
Non-Executive Director

Capital Structure

Shares outstanding	218.9m
Options outstanding ¹	76.9m
Share Price (as of 30 April 2025)	A\$0.055
Market Capitalisation (basic)	A\$12.3m
Cash ²	A\$2.5m

1. 76,968,579 options outstanding with an exercise price ranging from A\$0.10 to A\$0.15 per share expiring between 22 Dec 2025 to 17 May 2029
2. Cash position as of 31 March 2025

Major Shareholders



SAMS CREEK PROJECT



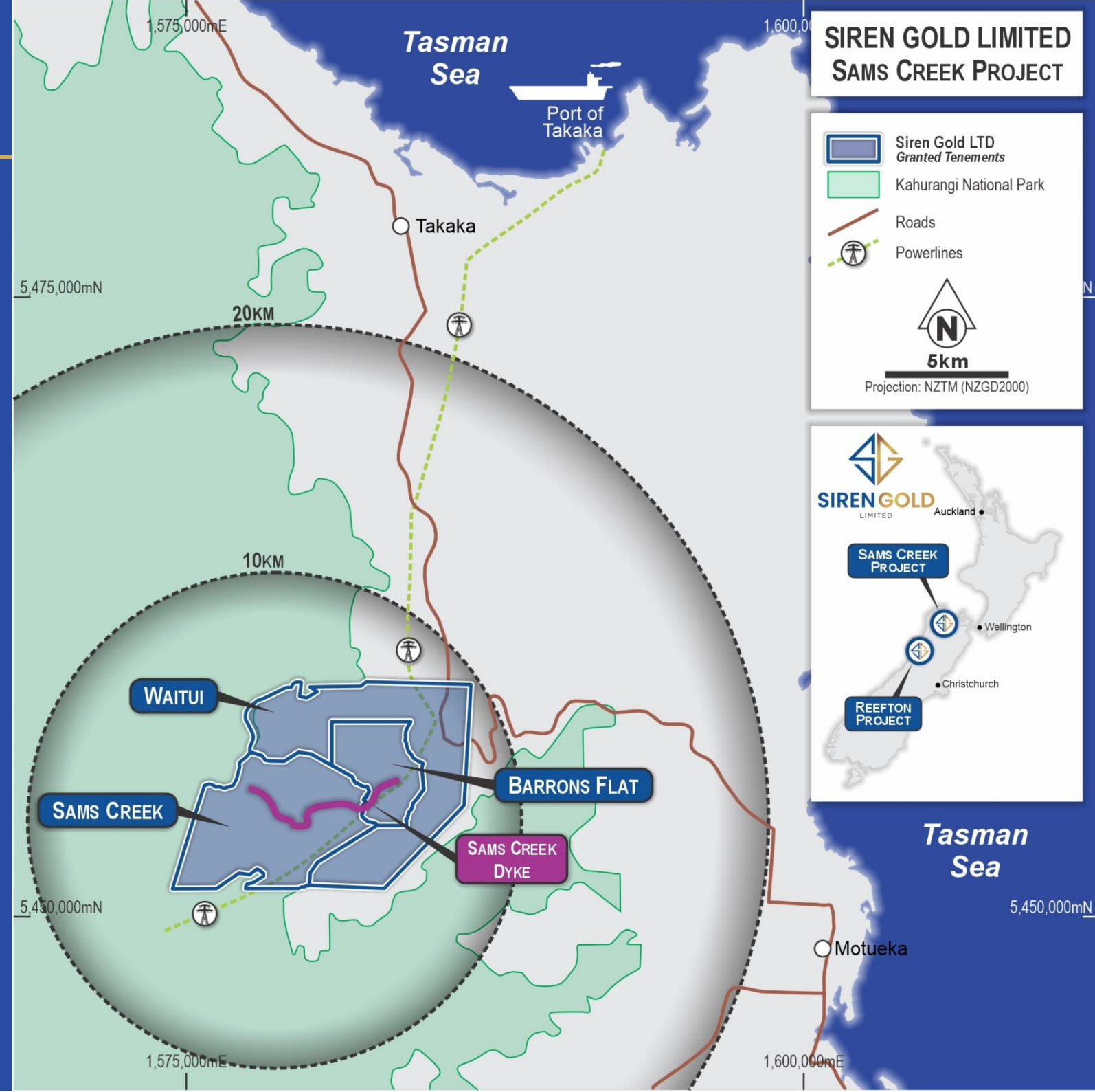
Sams Creek: 824koz and growing

- JV Siren (81.9%) Oceana Gold (18.1%)¹
- Located **outside** the National Park boundary
- Access Agreement with Department of Conservation in place
- Hydro power available
- Takaka Port accessible

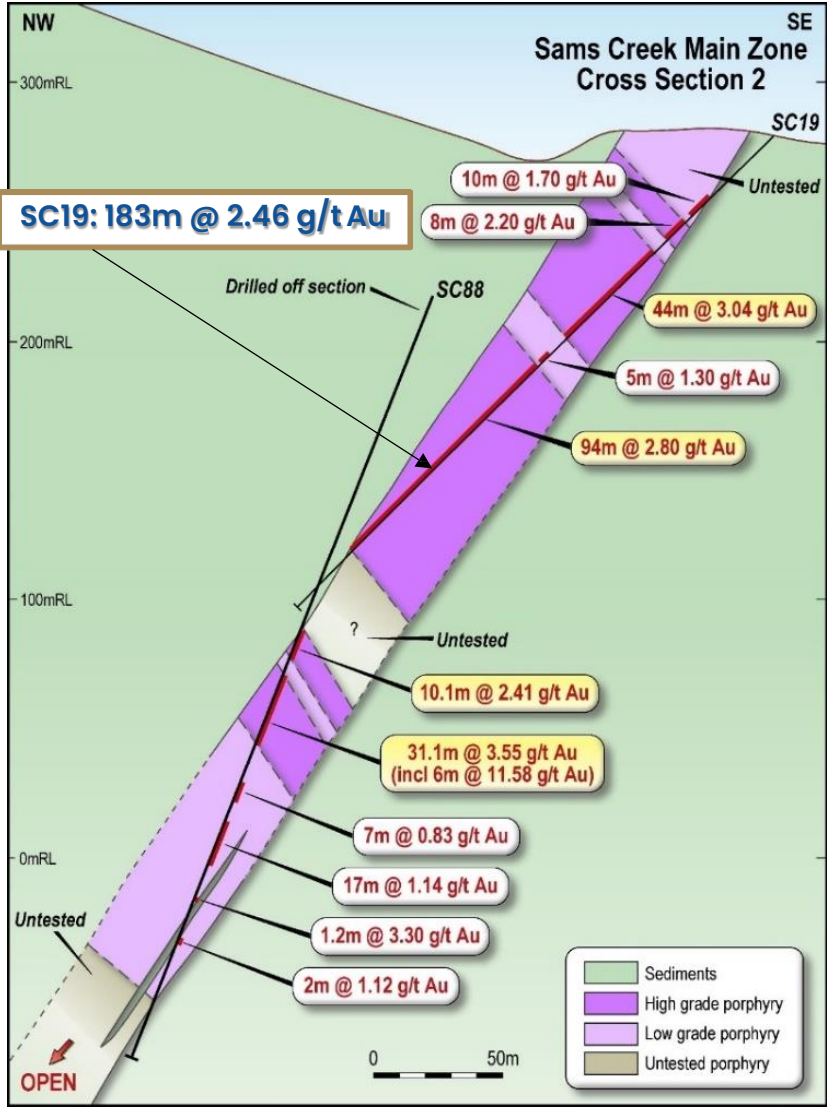
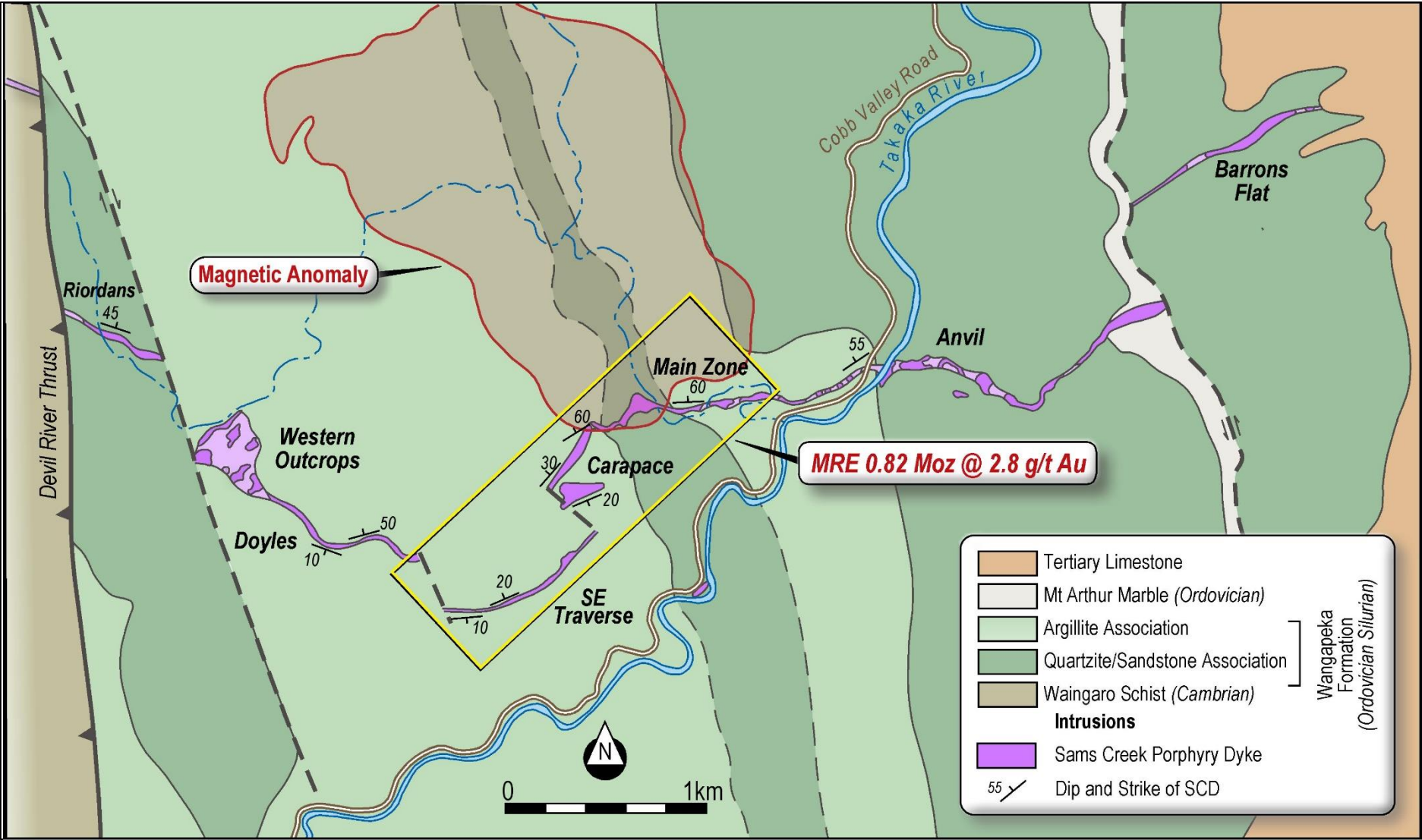
Mineral Resource Estimate (MRE) at a 1.5g/t Au cut-off (100% basis)

Category	Tonnes (M)	Au (g/t)	000 oz Au
Indicated	3.29	2.80	295.6
Inferred	5.81	2.83	528.8
Combined	9.10	2.81	824.4

¹JV with Oceana Gold on tenement EP40338 with remaining tenements 100% owned by Siren

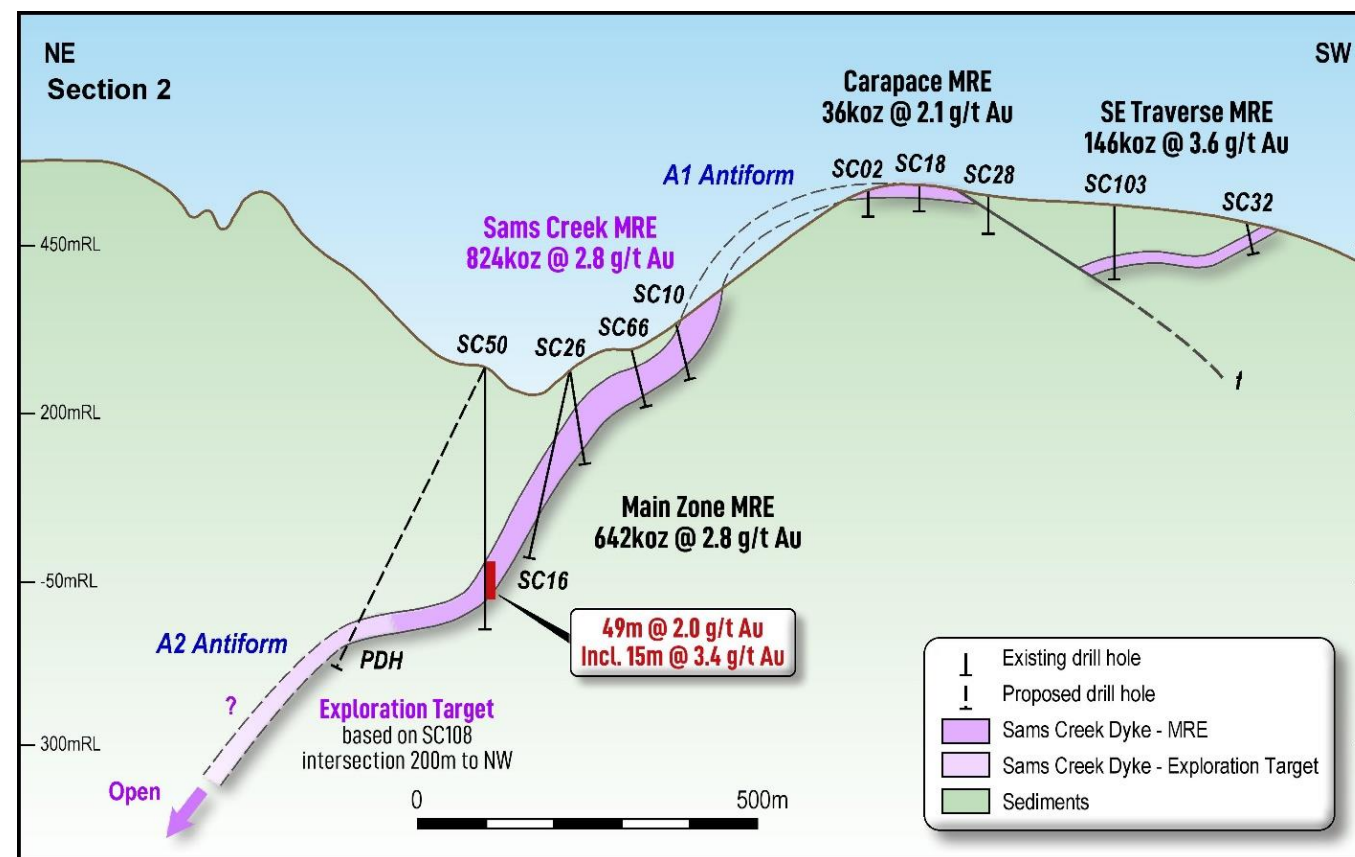
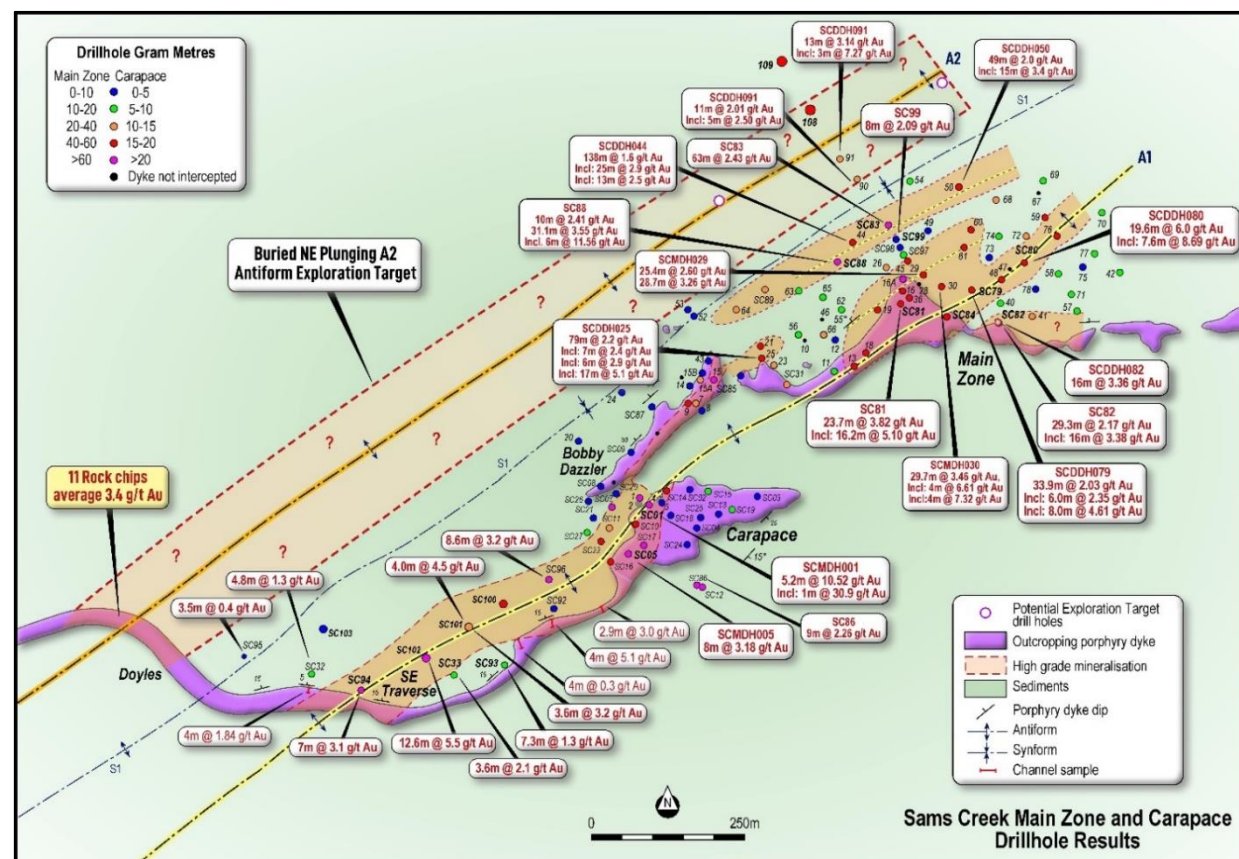


Sams Creek: 7km strike – Resource of 824koz @ 2.8g/t Au over 1.5kms

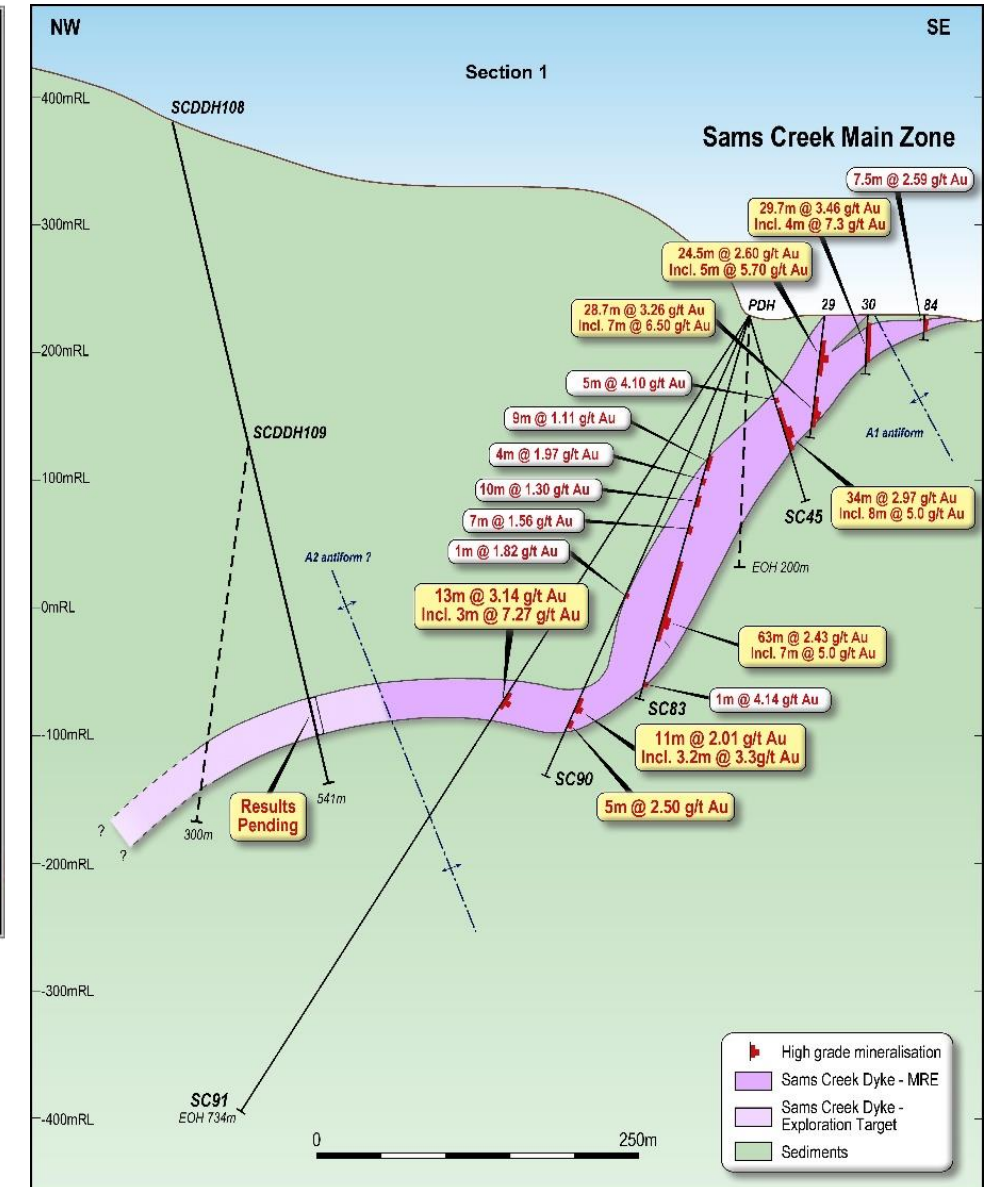
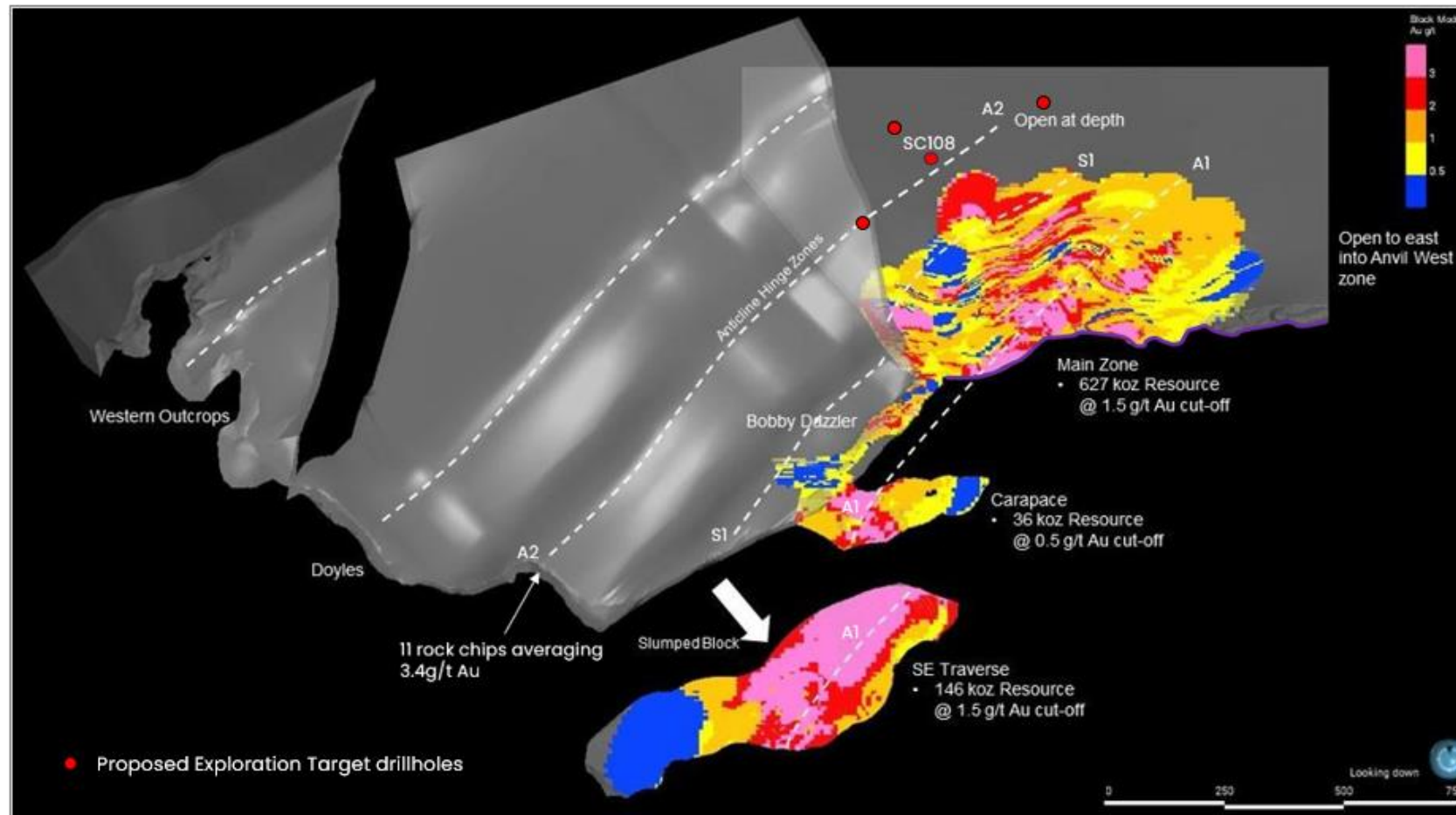


Sams Creek: **A2 Antiform** Exploration Target

- Current MRE (**824koz @ 2.8g/t Au**) contained within the **A1 Antiform**.
- The **A2 Antiform** lies ~400m to the north – outcrops at Doyles (**3.4g/t Au**) & intersected in SC90 (**11m @ 2.01 g/t Au** & **5m @ 2.5g/t Au**) & SC91 (**13m @ 3.14g/t Au**) – 1.5km down plunge = **A2 Exploration Target**.
- Current drilling is ongoing at Sams Creek, targeting the **A2 Antiform** below SC90 and SC91.



Sams Creek: A2 Antiform Deep Drilling



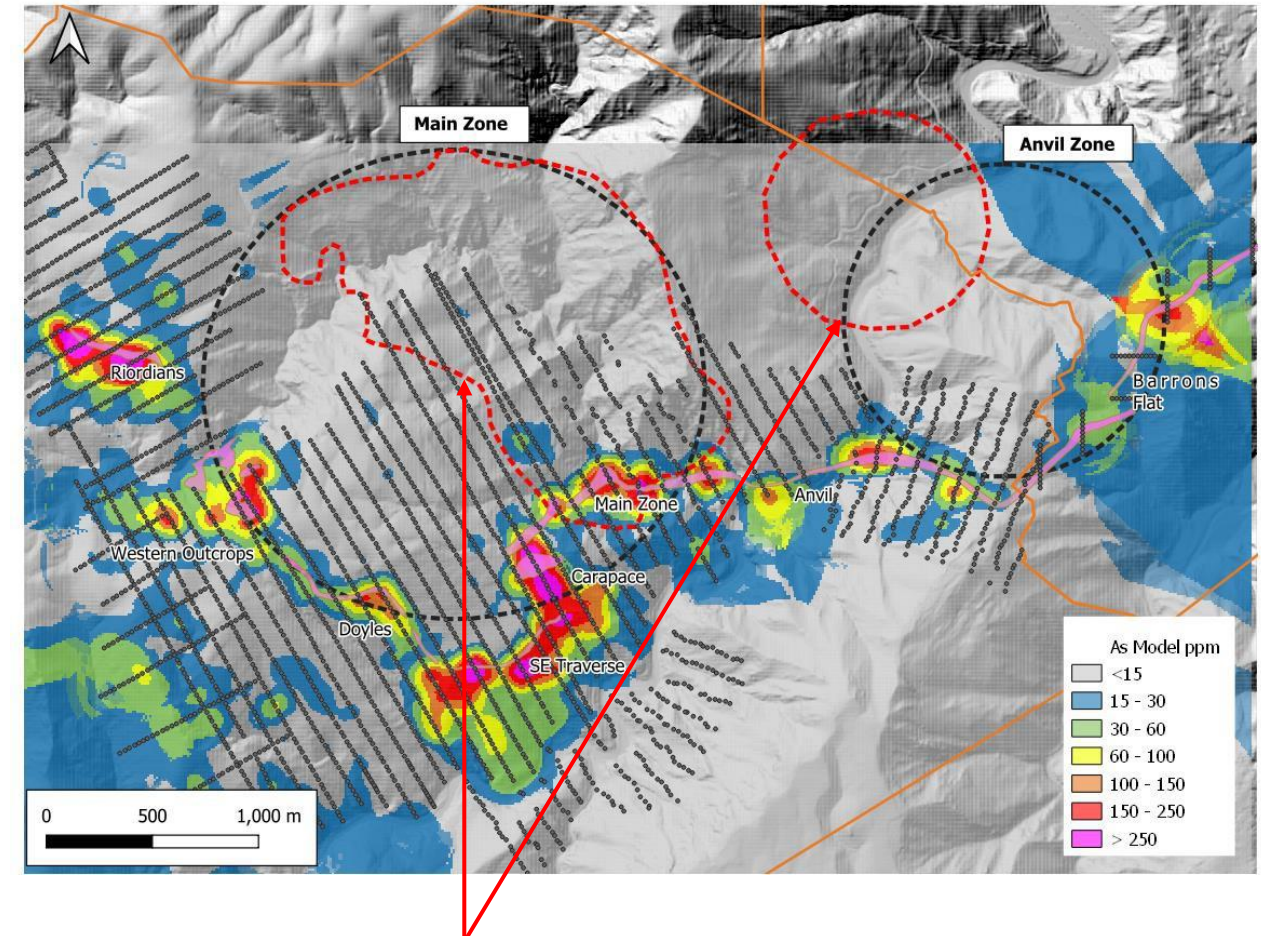
- SC108 SCDDH109, that is targeted to intersect the SCD 100m to the north and down dip of SCDD108.
- SCDDH109, that is targeted to intersect the SCD 100m to the north and down dip of SCDD108

Sams Creek: Circular Structures and As soil geochemistry

LiDAR Circular Structures

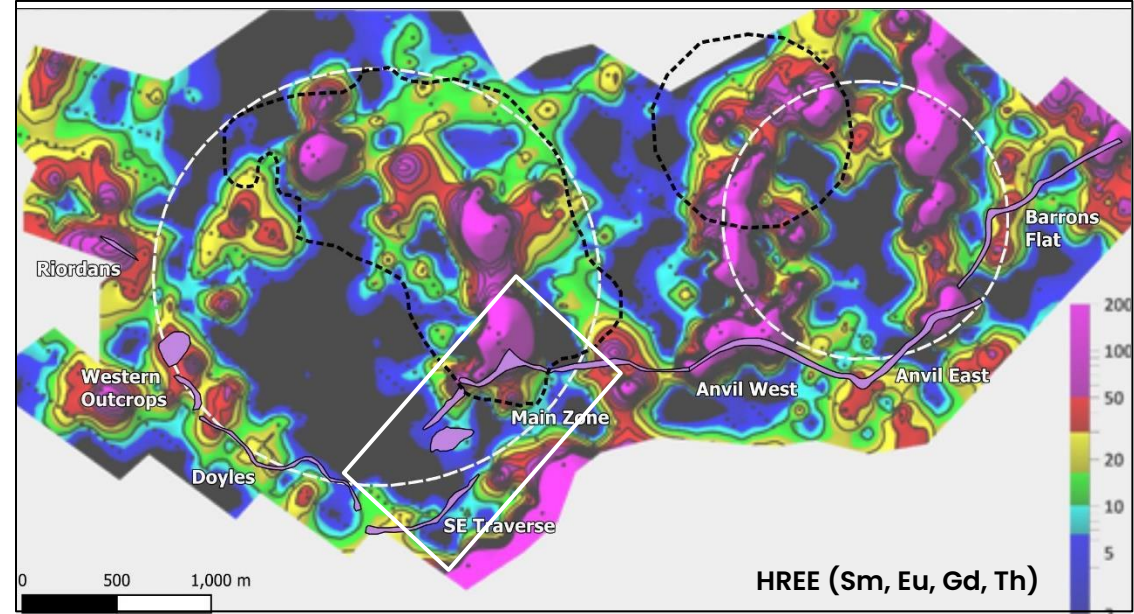
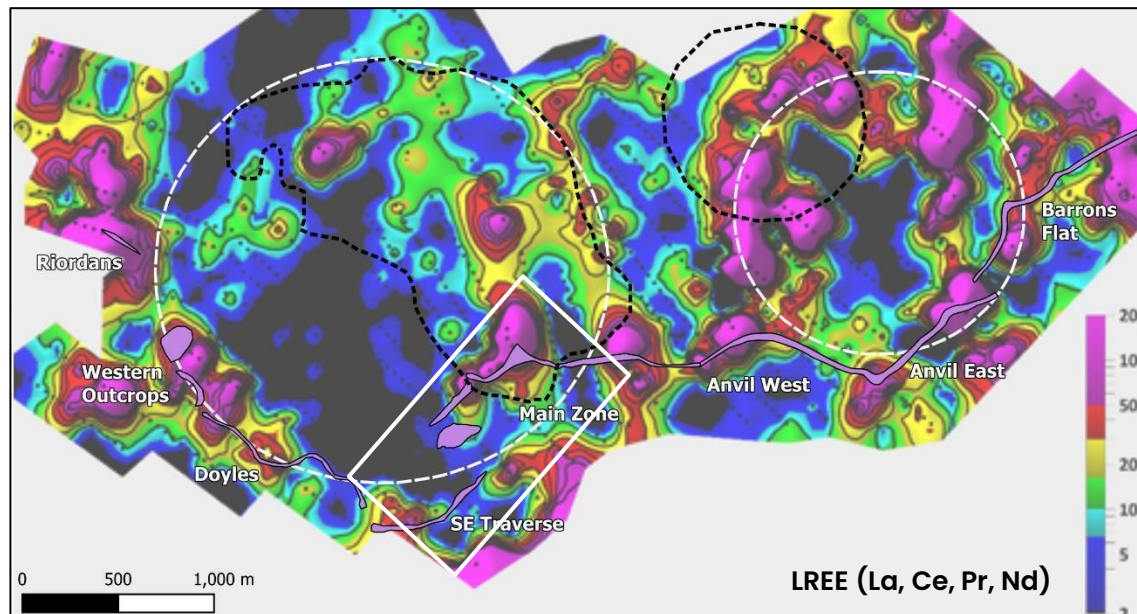
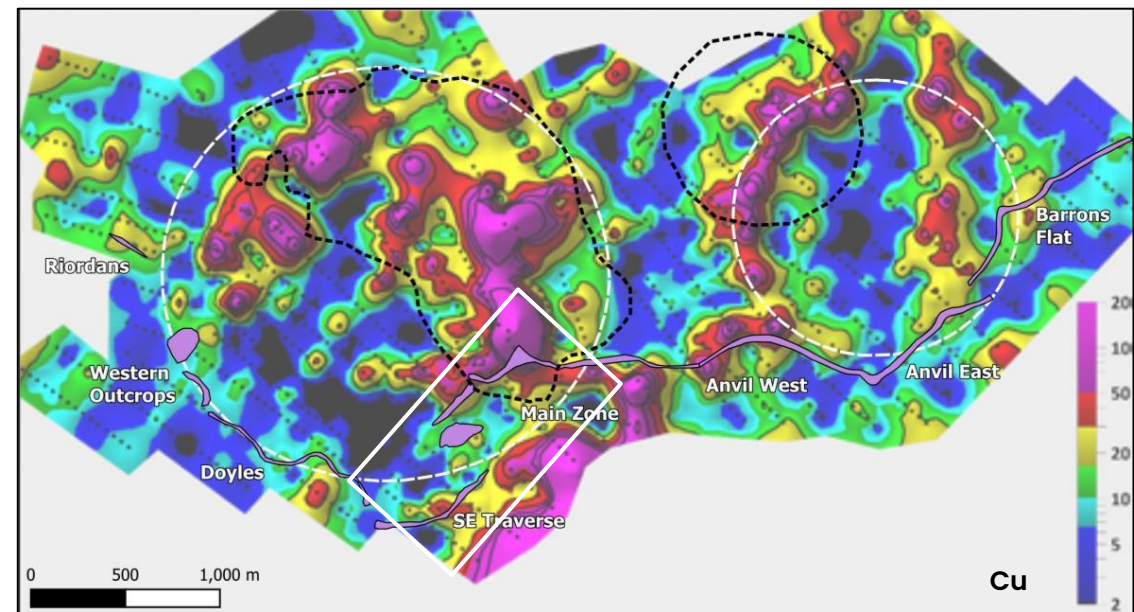
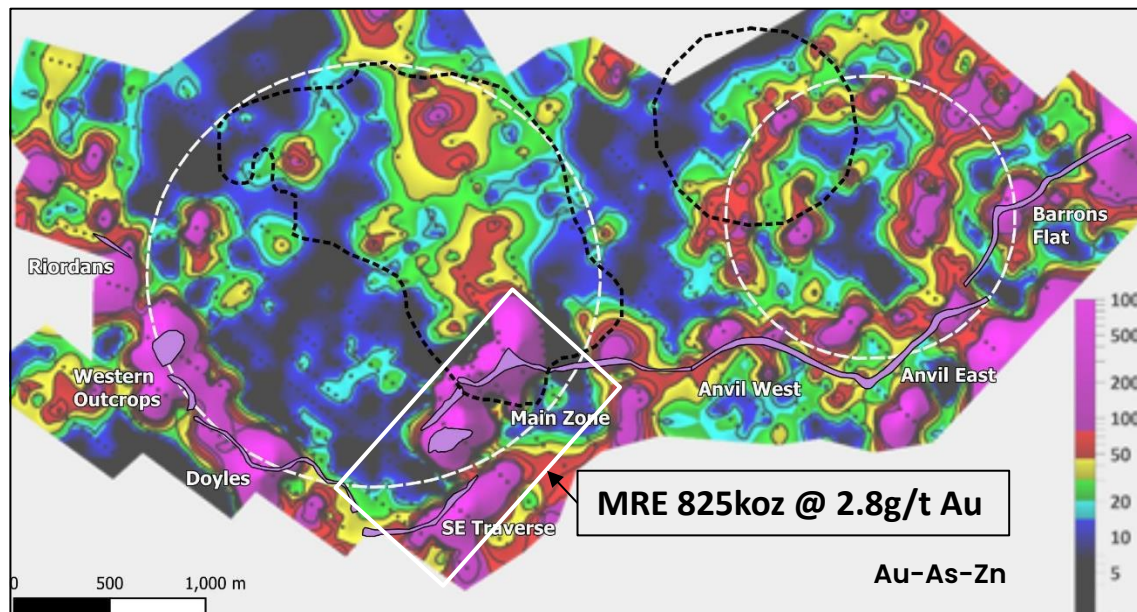


As Soil Geochemistry

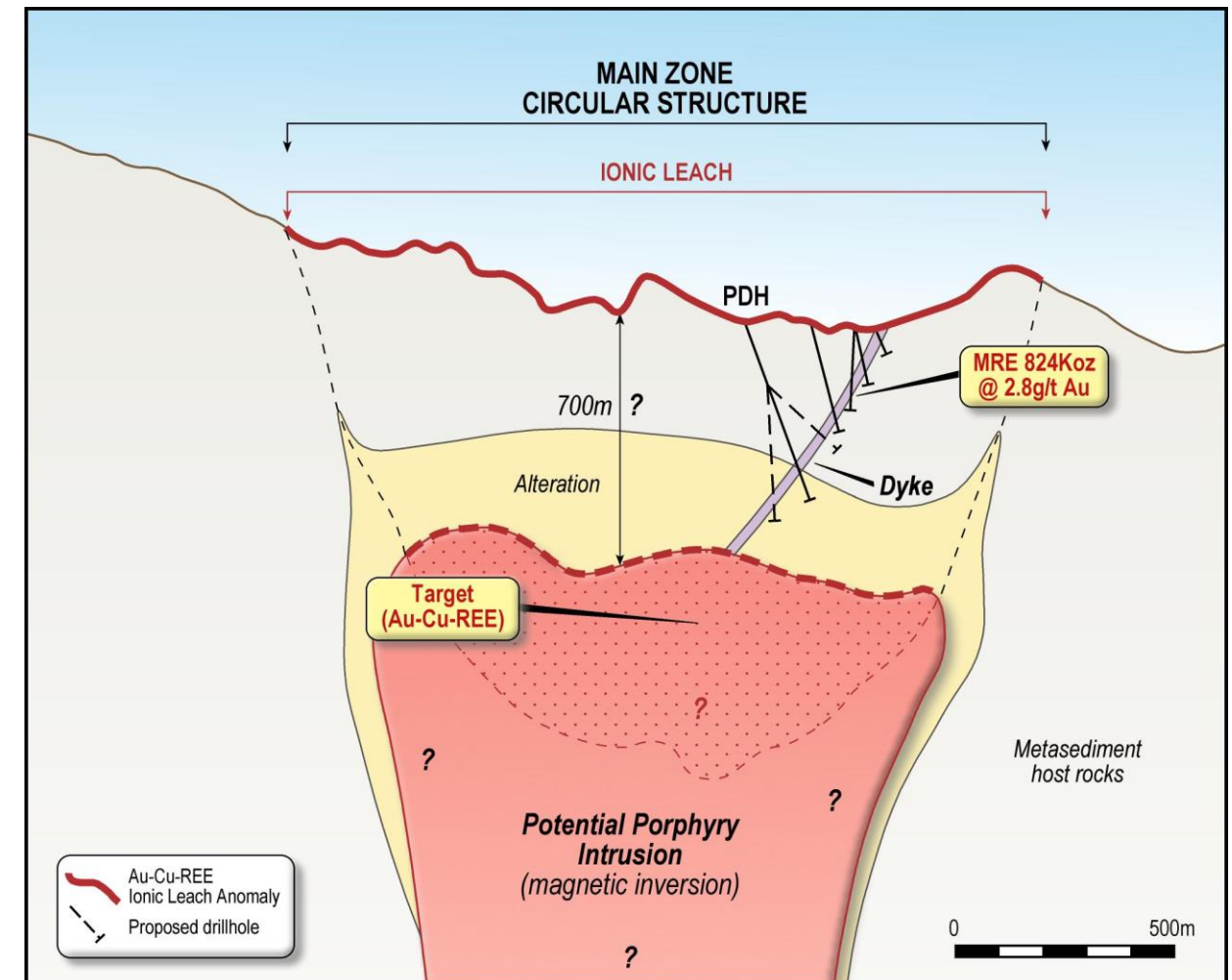
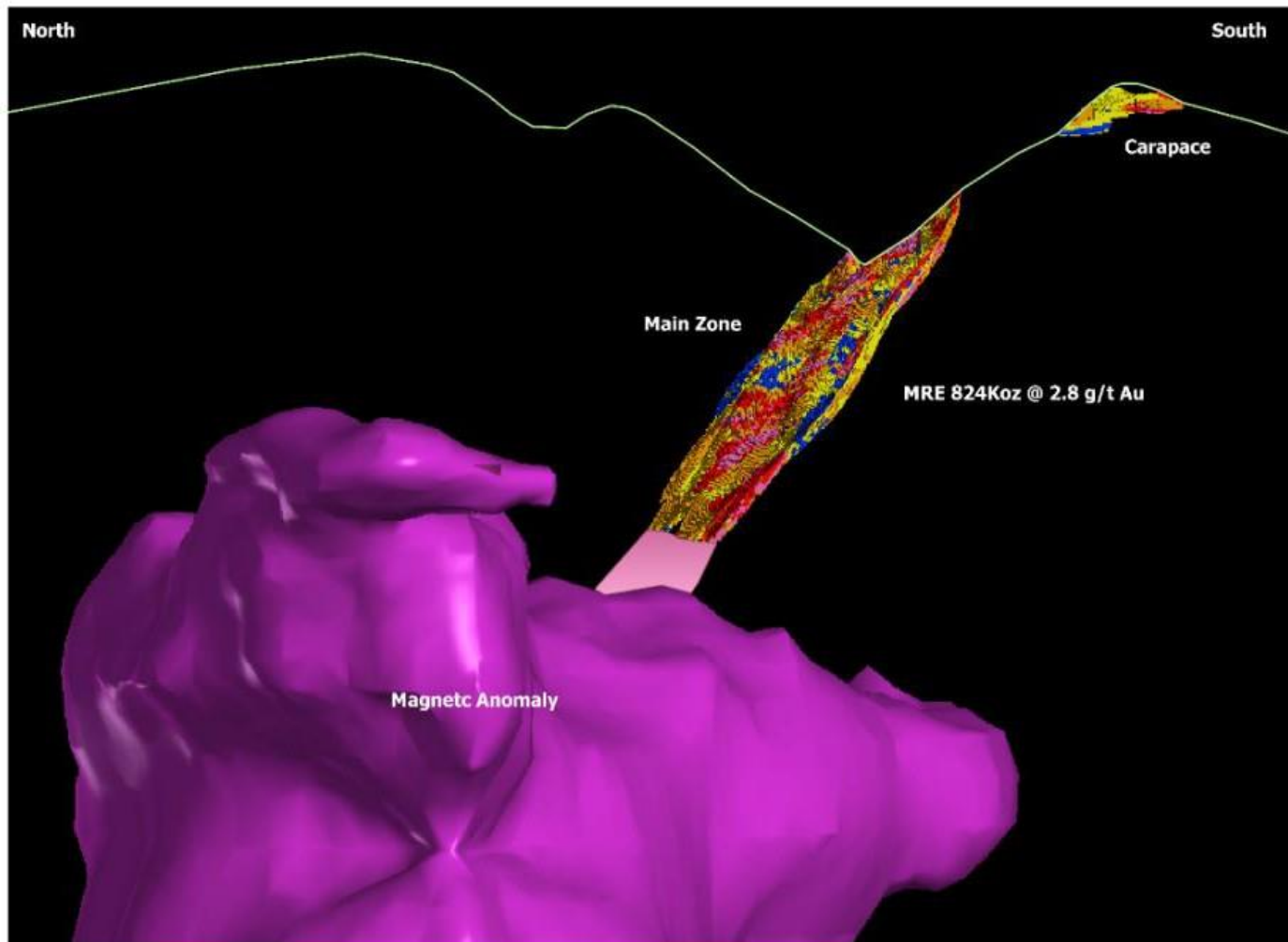


Interpreted buried magnetic intrusions coincident with circular structures

Sams Creek: Ionic Leach Survey – Elemental Maps



Two Targets: Dyke (Au) and Porphyry Intrusions (Au-Cu-REE)



Dyke has Significant Exploration Upside – 7km Long x 60m Wide & Open at Depth

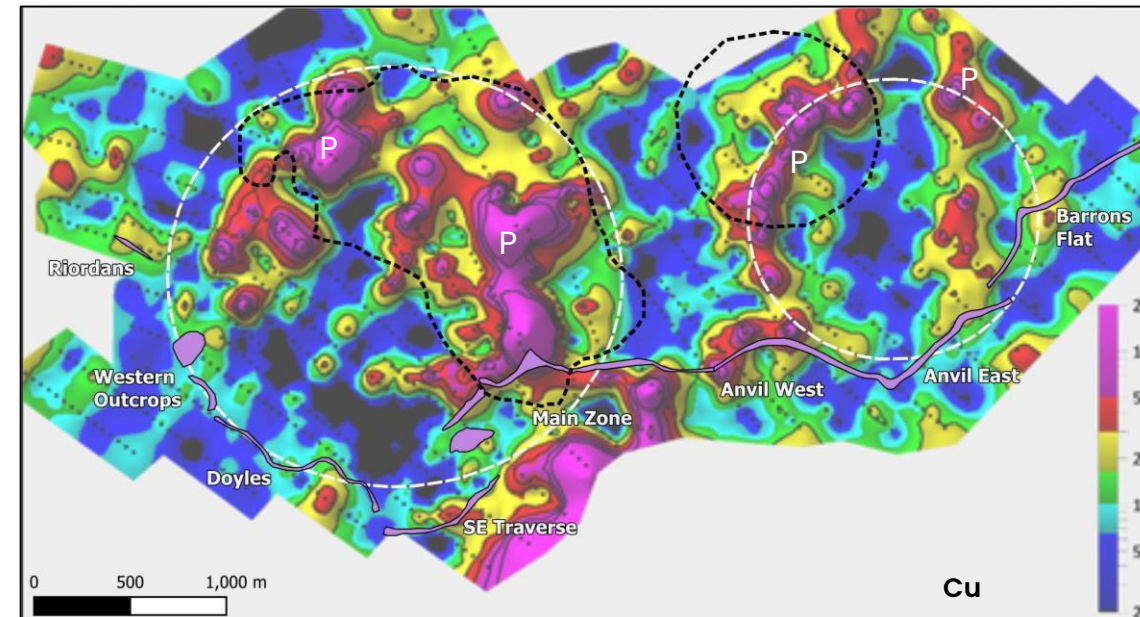
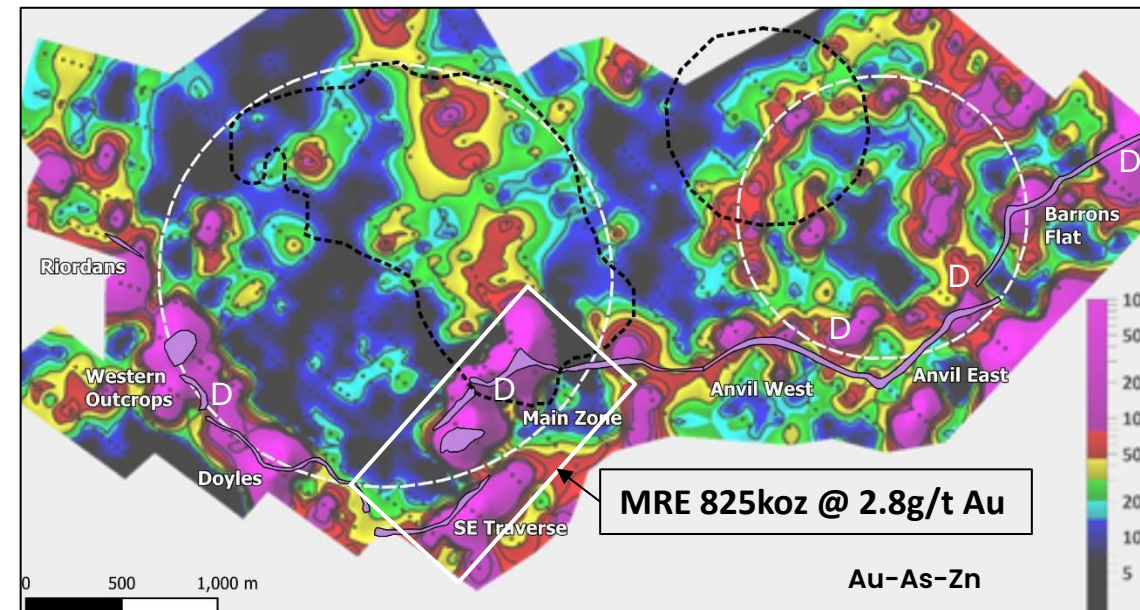
Sams Creek: Main & Anvil Zone – Dyke & Porphyry Targets

Dyke Targets (D)

- IL highlights the **Dyke MRE** –strong **Au-As-Zn** anomaly over 1.5 kms
- Remaining dyke have the same **Au-As-Zn** signature and close to outcrop.

Porphyry Targets (P)

- These targets have a strong **Au-Cu-REE** signature.
- Located on the northern rim or middle of the circular structures.
- Strongest Cu-REE anomalies overlay the modelled intrusions.



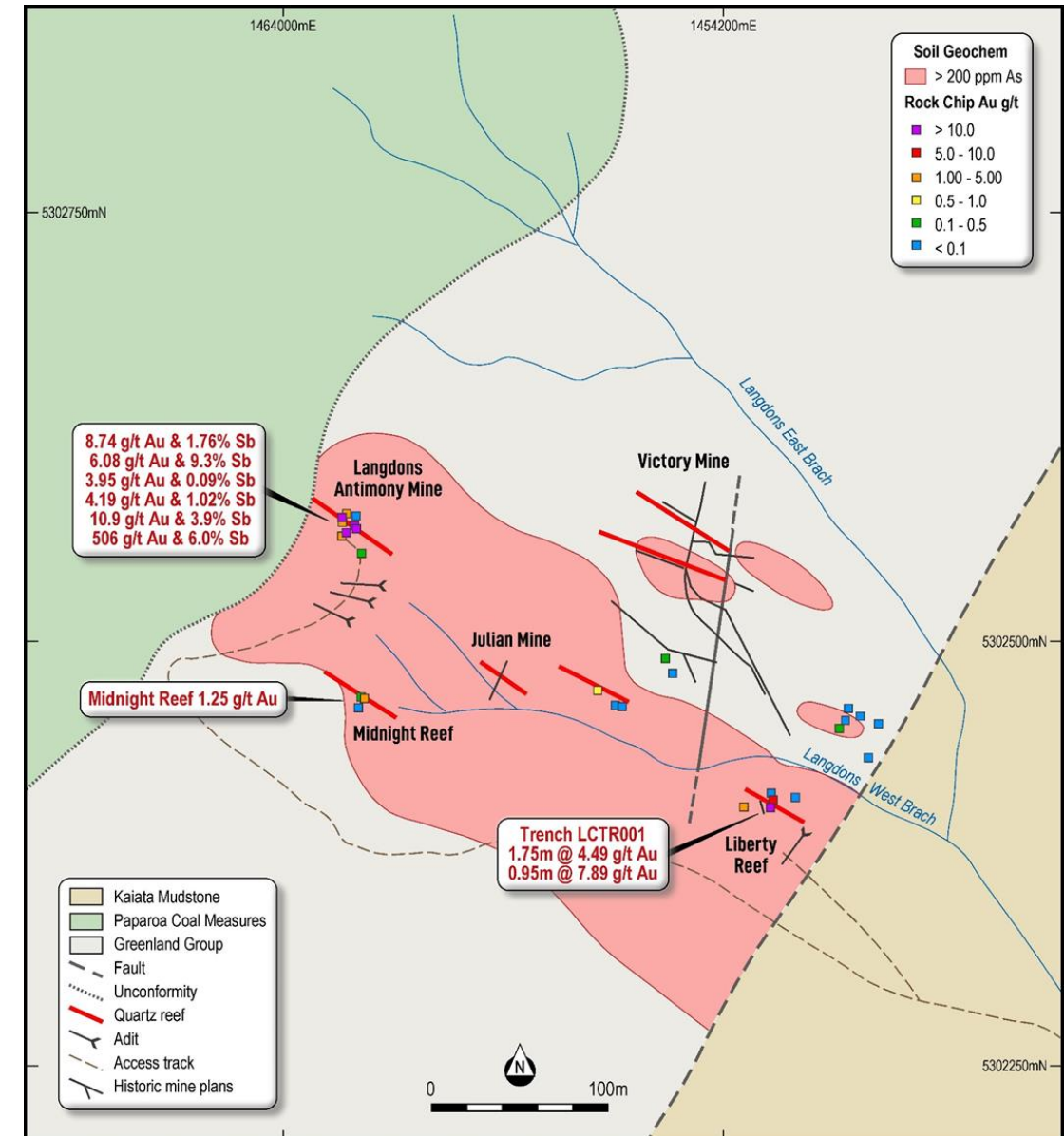
Sams Creek: Scoping Study & Mining Permit Application

- Mining Permit Application submitted with New Zealand Petroleum & Minerals (NZPAM) in March 2025.
- Scoping Study based on the known mineral resource of Sams Creek.
- Open pit and underground mine designs and schedules were completed, along with a waste rock stack (WRS), tailings storage facility (TSF), processing plant and other infrastructure requirements.
- Financial models based on a gold price of US\$2,500/oz.
- While the Scoping Study positively demonstrates the potential viability of the Sams Creek Project, however, due to large proportion Inferred Resource (~75%) the Company is not currently able to release forecast production and financial information under ASX listing rules.
- Siren plans to commence infill drilling at SE Traverse, Carapace and Main Zone later this year to increase the Indicated MRE from the current 35% (Table 1) to over 75%.
- Following the infill drilling the MRE and Scoping Study would be updated to meet the ASX listing rules and allow reporting of the production and financial outcomes.
- The existing Sams Creek Mineral Resource Estimate of 824koz at 2.82g/t Au has potential to increase significantly, with the mineralisation open along the 7km strike and down dip.

[illegible]

Langdons: Antimony & Gold

- Langdons is located in the Paparoa goldfield, ~50km SW of Reefton.
- High-grade Au-Sb reefs** were mined in 1952 with historical grades up to **2,610g/t Au** and **1,120g/t Ag**.
- Surface rock samples up to **506g/t gold** and **9.3% stibnite**.
- Anomalous gold, stibnite and arsenic soil geochemistry extends over an additional 400m of strike length with several mapped quartz reefs.
- High-grade mineralised system extends to the edge of the overlying cover and is expected to continue.



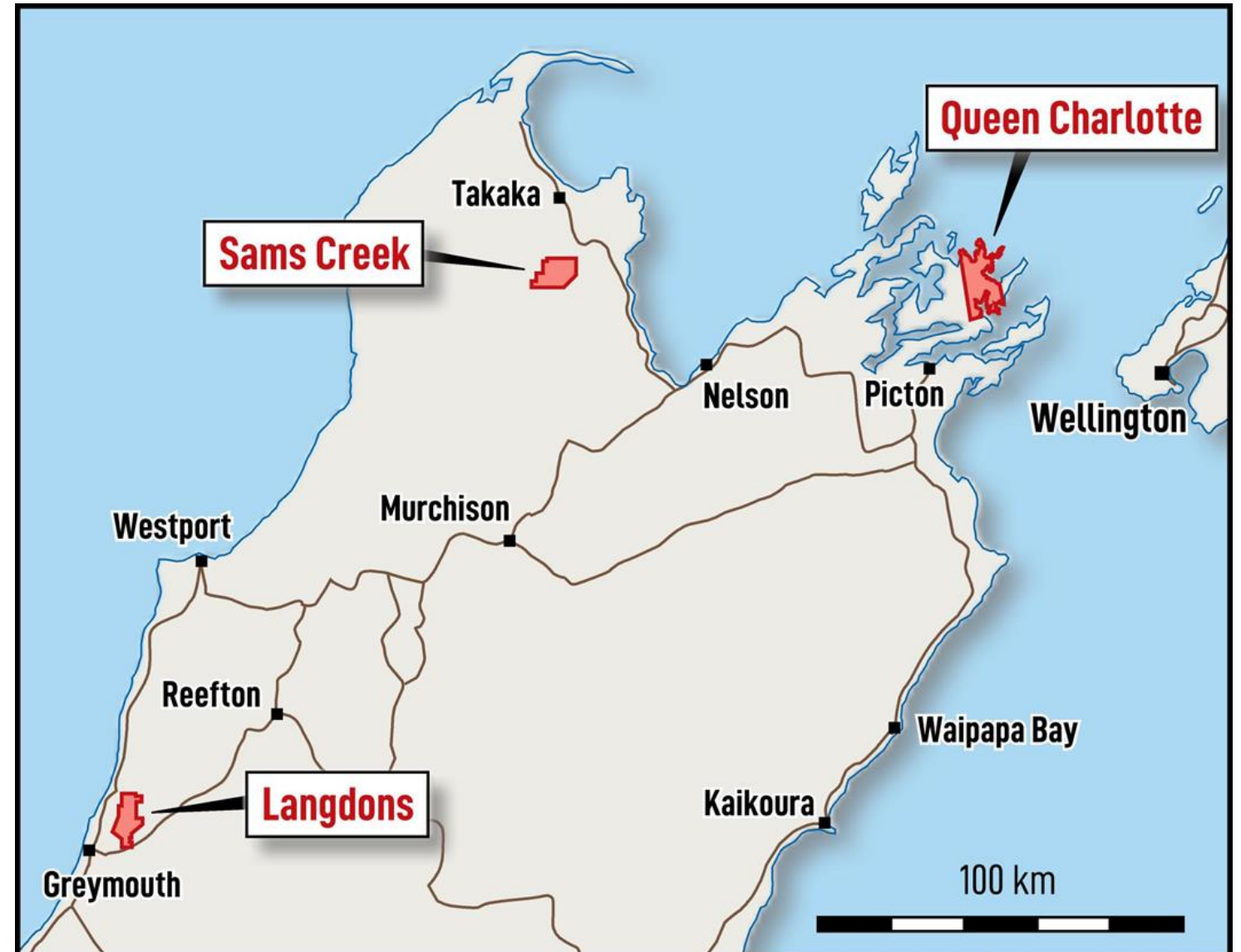
QUEEN CHARLOTTE PROJECT



Queen Charlotte: Antimony & Gold

New Antimony & Gold Project

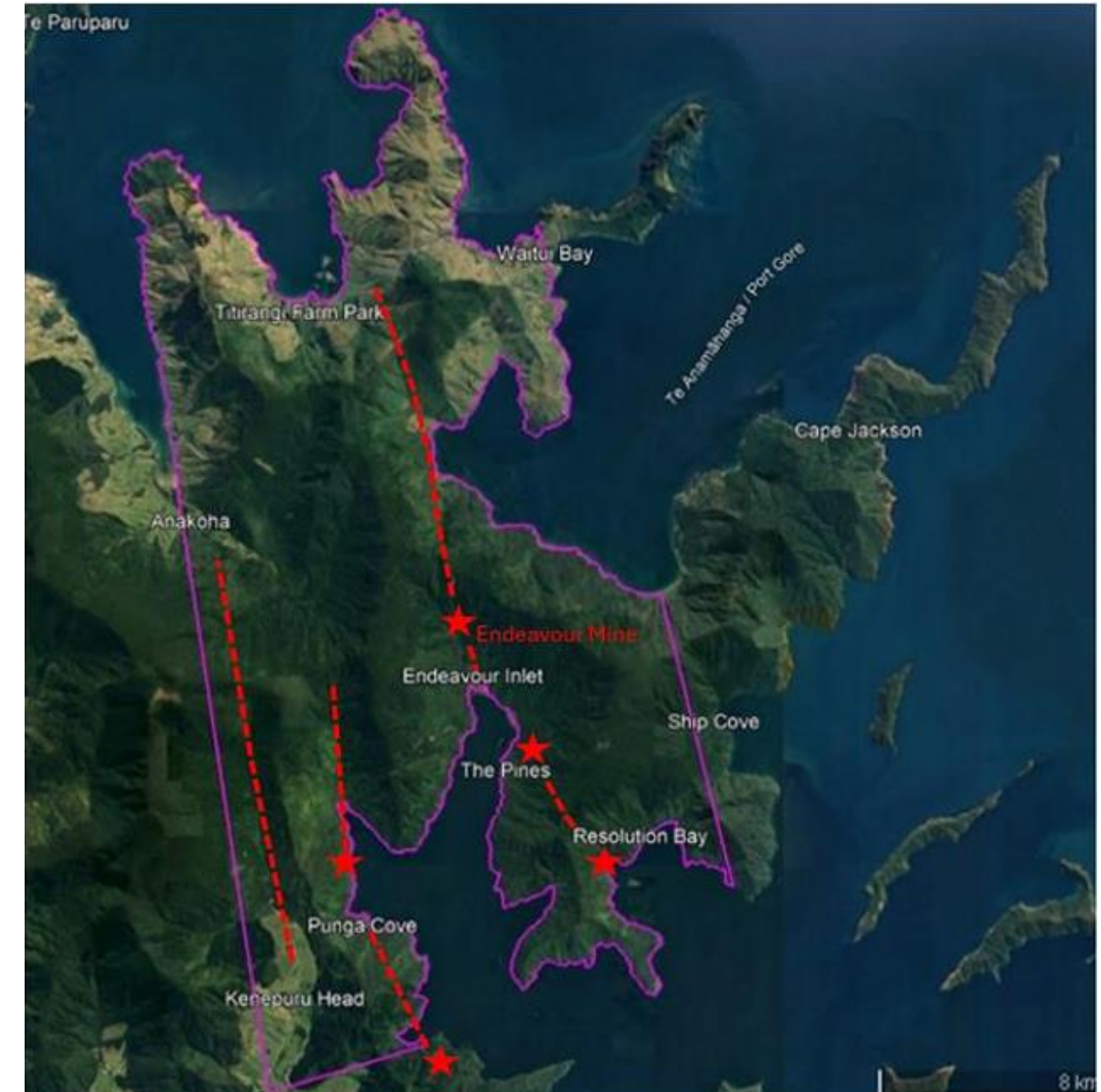
- The Queen Charlotte antimony - gold mineralisation contains the historic Endeavour antimony mine is 120kms to the east of Sams Creek.
- This mine was the largest antimony mine in New Zealand, producing over 3,000t of stibnite (antimony) ore that was direct shipped to England between 1870 and 1890.
- The new permit enhances Siren's focus as a New Zealand gold and antimony explorer, with three key projects in the upper South Island of New Zealand:



Queen Charlotte: Newly Granted Antimony & Gold

Highlights of the Endeavour Mine

- Historically New Zealand's largest antimony producer.
- ~3,000t of stibnite ore (antimony) was recovered and direct shipped to England in the late 19th Century
- Stibnite ore was mined along strike for 1,200m and a vertical extent of 400m with historical rock chips up to 21% Sb and 4g/t Au
- The antimony mineralisation mined contained approximately 2g/t Au, but the gold was not recovered
- Endeavour Mine is part of a larger shear zone that extends for at least 5 km to 6 km and includes at least two other antimony occurrences
- The mineralisation and structure at the Endeavour mine looks very similar to the Auld Creek mineralisation in Reefton
- Metallurgical testwork completed on Endeavour antimony samples (average 18.7% antimony) in 1977. A stibnite concentrate grading 63% antimony and an overall recovery of 90% was obtainable in a two-stage flotation process.



Exploration permit (purple line), Potential shear zones (red dotted lines) and outcropping antimony mineralisation (red stars).

Appendix

REEFTON GOLD FIELD & HAURAKI GOLDFIELD (~22% equity interest in RUA Gold)



Exploration in **Two** Historic **High Grade** Gold Districts

RUAGOLD

HAURAKI GOLDFIELD: High-grade Epithermal Gold

HISTORIC PRODUCTION

15M oz. Au

60M oz. Ag

HISTORIC GRADE

15-30 g/t Au

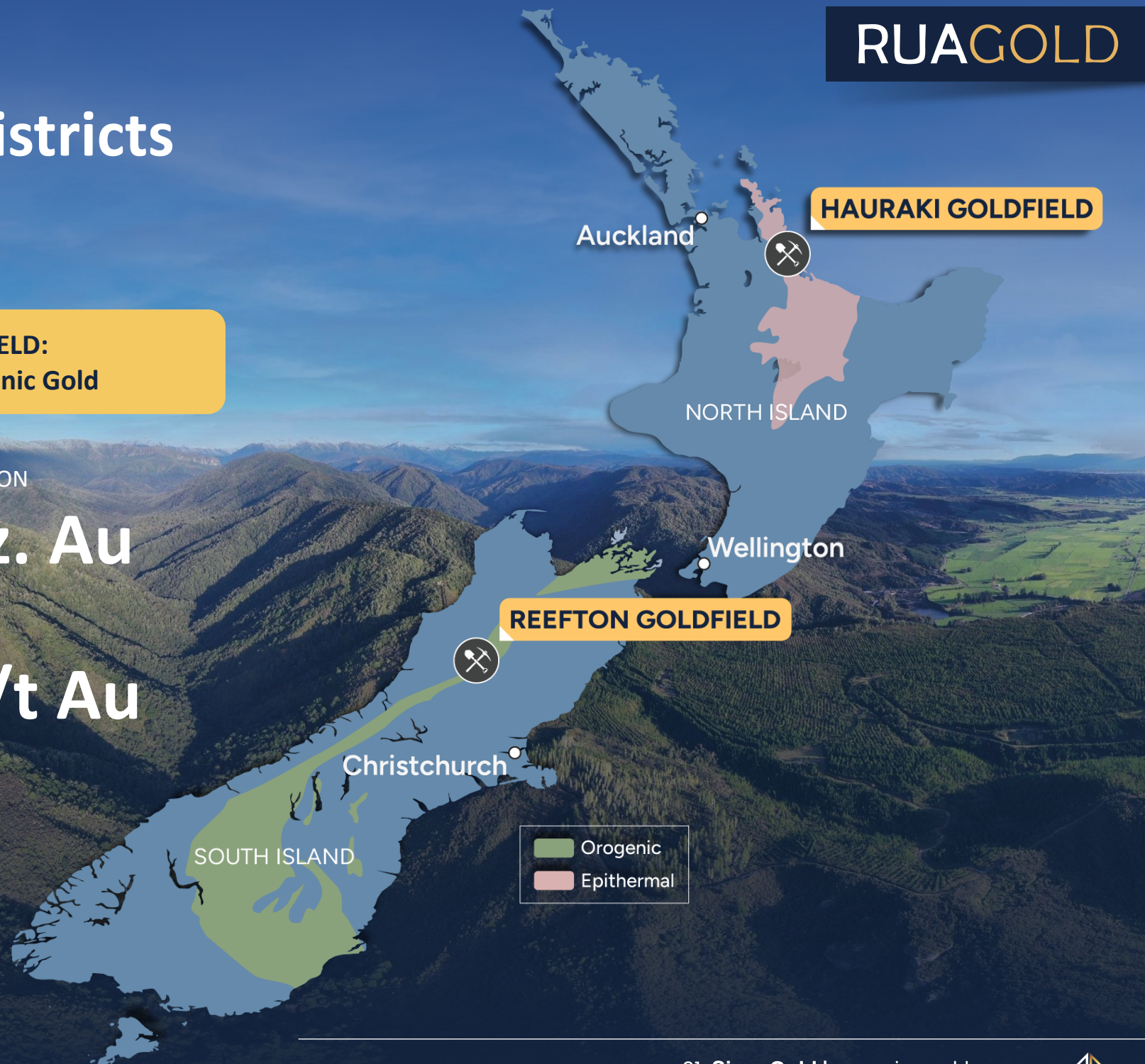
REEFTON GOLDFIELD: High-grade Orogenic Gold

HISTORIC PRODUCTION

12M oz. Au

HISTORIC GRADE

9-50 g/t Au



RESOURCE AND RESERVES



Resource and Reserves

Siren Gold Global Mineral Resource Estimate (MRE) at a 1.5g/t Au cut-off (100% basis)

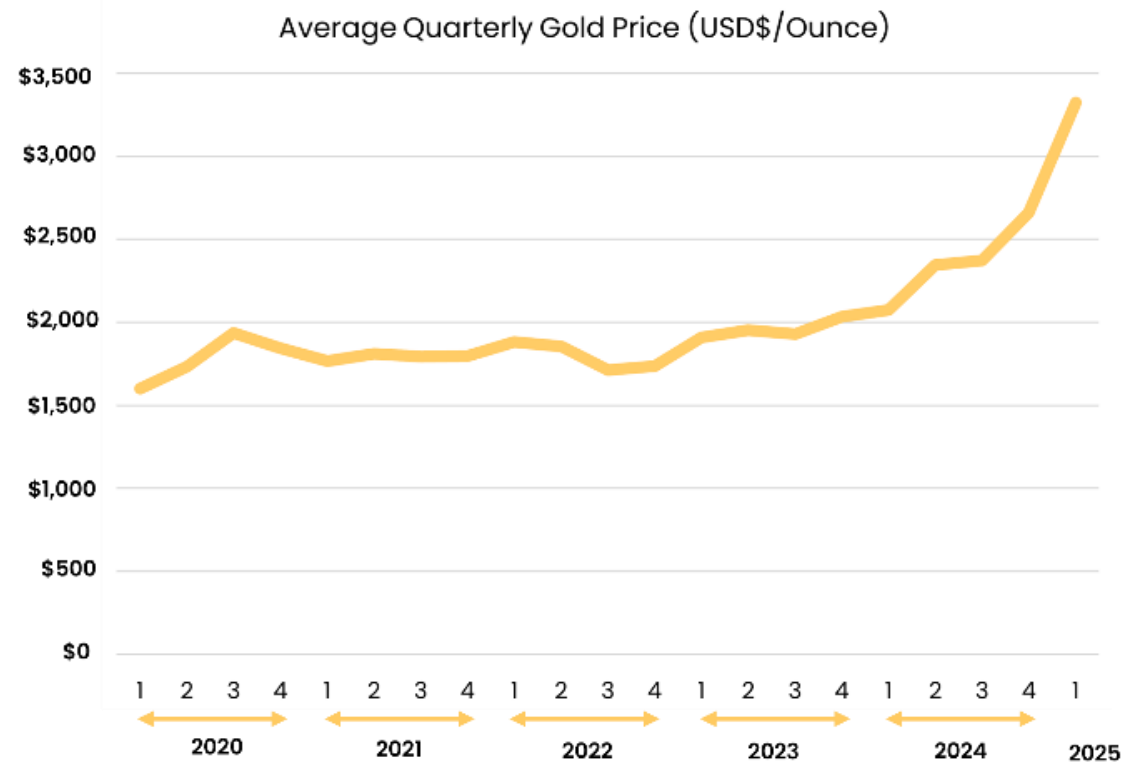
Project	Status	Cut-off (g/t)	Tonnes Mt	Au (g/t)	Ounces koz
Sams Creek ¹	Indicated	1.5	3.29	2.80	295.6
Sams Creek ¹	Inferred	1.5	5.81	2.83	528.8
Total	Indicated & Inferred	1.5	9.10	2.81	824.4

¹Siren owns 81.2% of the Sams Creek Project.

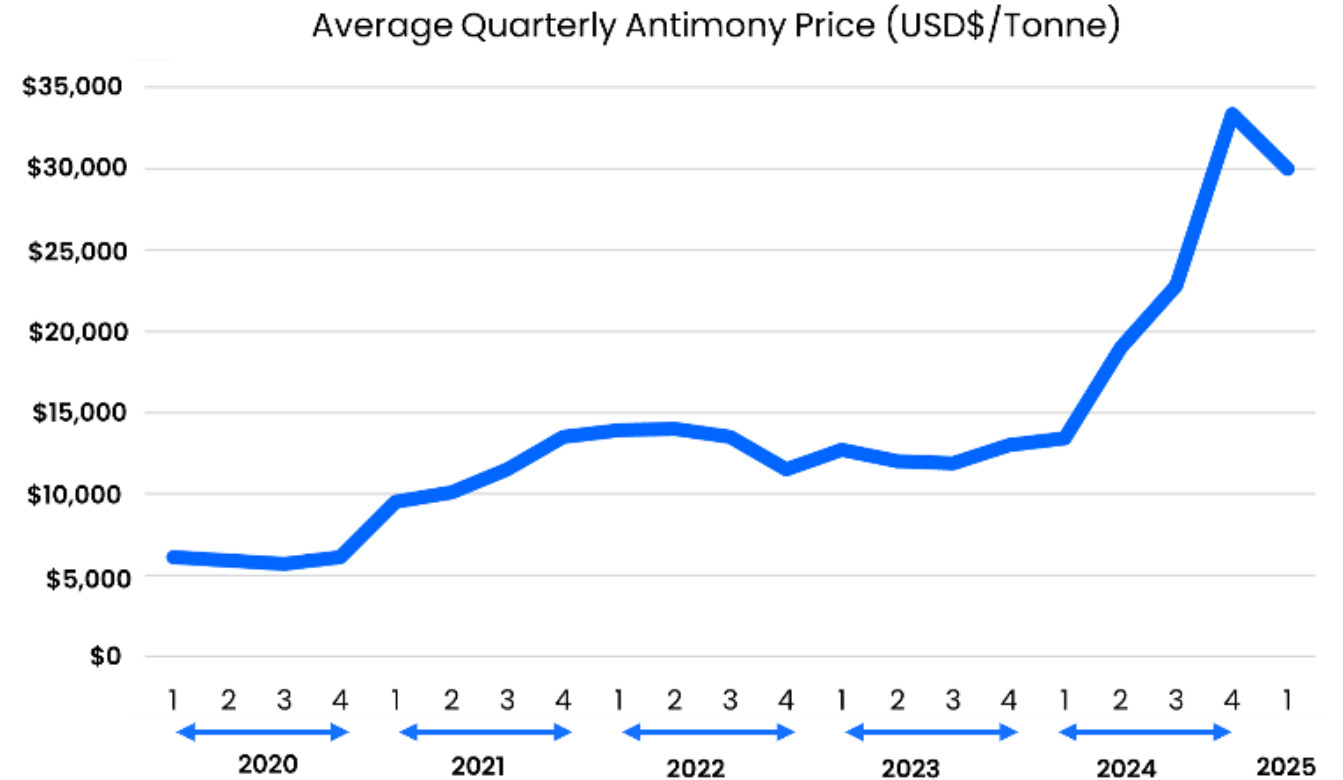


COMMODITIES OUTLOOK

Commodities: Gold & Antimony price chart



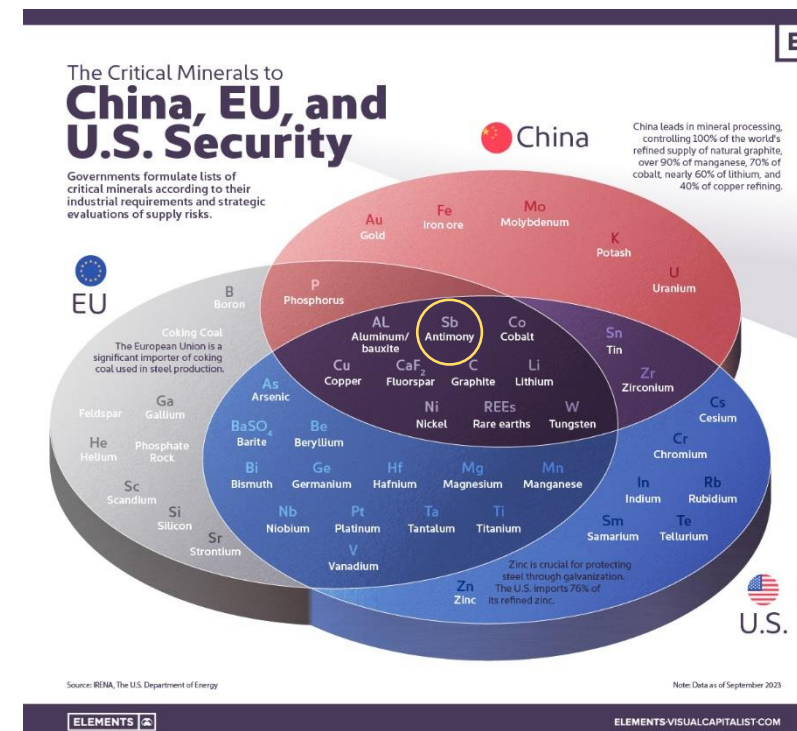
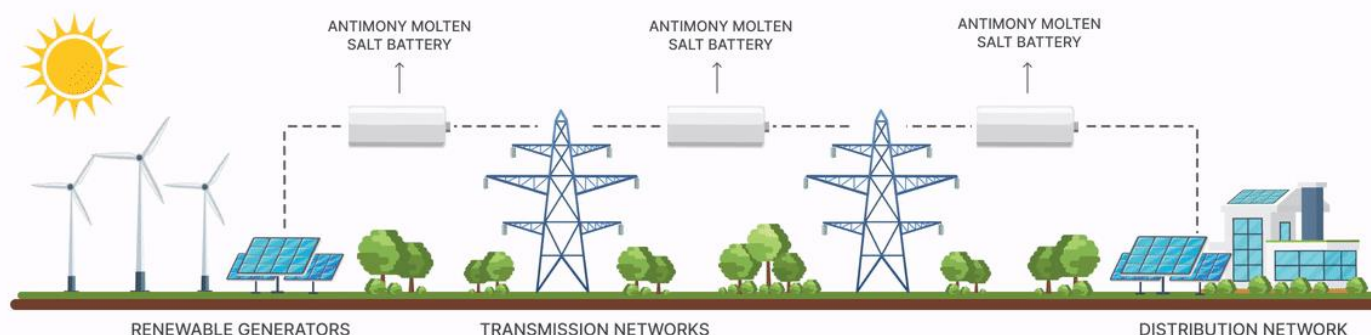
- 4-year average price over **USD~\$1,800** per ounce
- Currently at USD **\$3,310** per ounce (30/04/2025)
- Growth expected to continue due to **geopolitical uncertainties** / **interest rates** / **inflation** / form of **currency**



- 4-year average price over **USD~\$14,000** per tonne
- Currently at USD **\$30,000** per tonne (30/04/2025)
- Increasing demand for **solar & wind energy**
- Increasing demand for **EV batteries**
- Increasing demand for **military use**

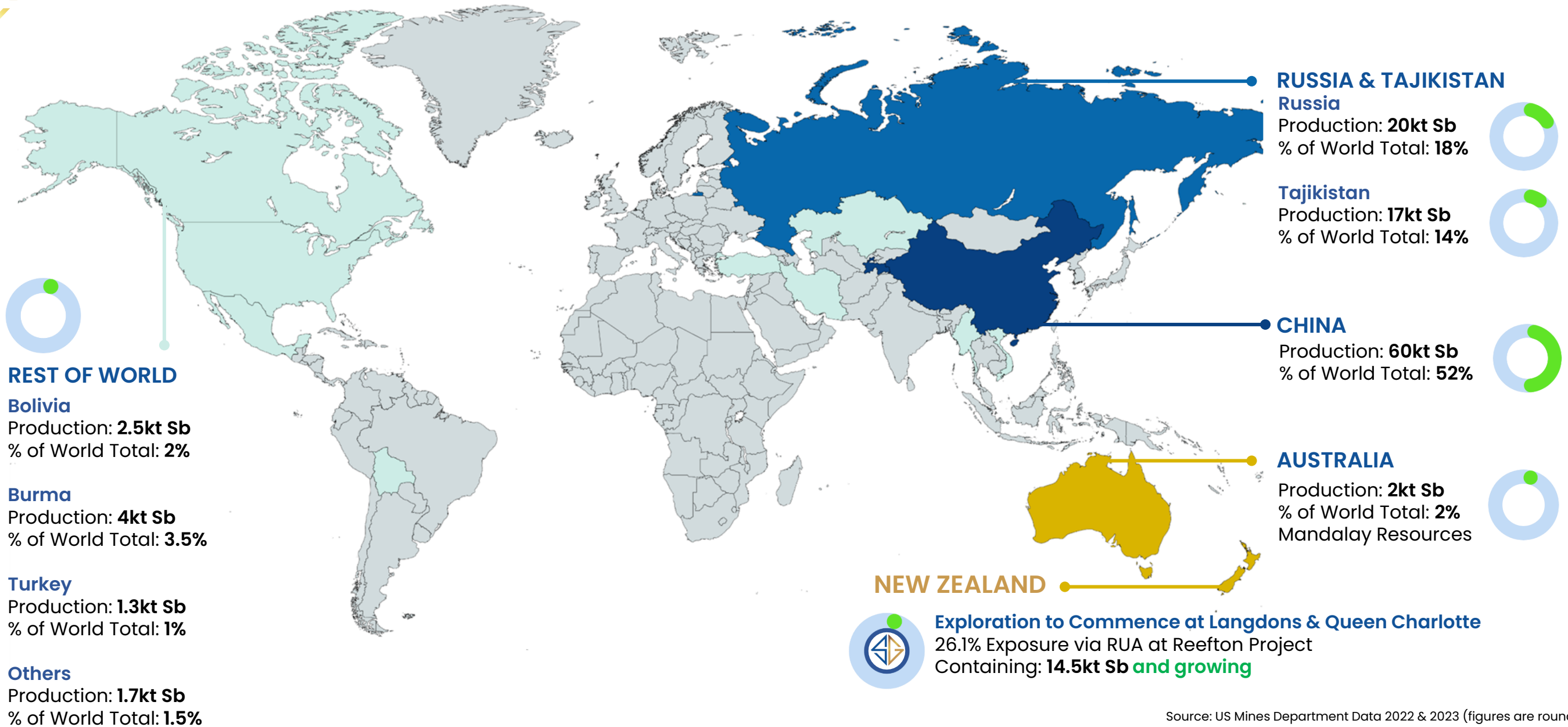
- Antimony is critical to the world production of solar panels, wind turbines, EV's, energy storage batteries & armaments
- Antimony is a critical element in lithium-ion batteries and the next generation of liquid metal batteries
- China and Russia combined produce approximately **85%** of current world production, Australia produces ~2%
- [US Defence Dept predicting huge requirement for antimony](#)

Potential for supply shortages & price shocks in the coming years



Stibnite bearing ore from the Endeavour Mine,
Queen Charlotte Project (Green 2015).

Supply: World Antimony Production (110 kt pa) Russia + China = 85%



Source: US Mines Department Data 2022 & 2023 (figures are rounded)

Exciting Time to Invest in Siren



SIREN GOLD
LIMITED

Well Funded for Growth	Large Resource with Growth Potential at Sams Creek	Significant Exposure to Reefton Project	Pursuing High-Grade Gold & Antimony Opportunities	Tremendous Value Opportunity
<ul style="list-style-type: none">• ~A\$2.5m in cash¹• ~A\$10.6m in marketable securities²	<ul style="list-style-type: none">• JORC MRE of 824koz @ 2.82 g/t Au (100% basis)• Porphyry dyke system is mapped over 7km along strike, up to 60 m thick and is open at depth• Potential for large, bulk tonnage underground mining operation• Scoping Study & Mining permit application completed	<ul style="list-style-type: none">• ~22% ownership of a larger Reefton Project as well as RUA Gold's prospective, high-grade Glamorgan Project• District-scale land package (1,195 km²) covering most of the high-grade Reefton Goldfield that produced +2Moz at 15.8g/t Au	<ul style="list-style-type: none">• Granted Prospecting permit over the historical Langdons Antimony & gold mine.• Granted Exploration permit over the historical Endeavour antimony mine• Antimony is a critical metal that is trading at over US\$33,550/tonne with limited supply in low-risk mining jurisdictions	<ul style="list-style-type: none">• Trading well below value of cash and marketable securities• Trading at an EV/resource of ~A\$5.30/oz Au

1. Cash position as of 31 March 2025

2. 13,987,897 RUA shares at 31 Mar 2025 closing share price (C\$0.068) and C\$0.895:A\$1.00 exchange rate





ASX:SNG

T: (08) 6458 4200

E: admin@sirengold.com.au

W: www.sirengold.com.au